

Snow River



Snow River 246BHS
John Muir Trail, Upper Guitar Lake, California

©Eric W. Valentine

4Season
All Weather Coach

"Where Your Freedom Begins."



"Quality You Can See"

Snow River



246BHS Navajo Sand

Practical pleasing decor welcomes you inside Snow River. The rich warmth of High Valley Maple cabinets complements the designer fabrics as well as the inviting appeal of the Armstrong floor covering.

Full depth slideouts, complete with over-large ventilating windows, increases the living space and allows you to enjoy the beauty and freshness of your surroundings from the cozy comfort of your living room. Storage is abundant here as there is storage below the sofa, below both dinette seats, and in the overhead cabinet above the sofa. Whether a chair, a sofa that converts into a bed, or the thick, high-density seat cushions at the dinette, Snow River furniture provides lasting comfort.



256RLSS Bronzed Ivy



"Where Your Freedom Begins"

"Quality You Can See"



Fully functional bathrooms are a must and Snow River delivers. Just like home, each bathroom has a heating and air conditioning vent to keep you comfortable and an electrical outlet is readily accessible. Actual cabinets are in place to keep your medications and toiletries convenient. The large sink means less splattering. The shower features a surround wall for easy cleaning and leak prevention. You will appreciate the foot pedal flush toilet as well as a place to dry your towels.



246BHS Bronzed Ivy Interior

When is a bed not a bed? When you convert it into a sofa. The Sit & Sleep is the perfect compromise for campers seeking the sleeping comfort of a queen size, high-density foam bed and the sitting comfort of a sofa without sacrificing the space required by conventional furniture. The sofa base features two large drawers for additional, convenient storage.

Snow River gives you everything you are looking for in your kitchen. There is an abundance of storage for your tableware and pantry items including a large, double door refrigerator. Food preparation and clean-up are a snap with plenty of light, counter space and double basin sink with a high profile faucet. A microwave oven provides for quick meals and the 22" oven with 3-burner top allows for traditional cooking.



256RLSS Navajo Sand



Convenient Stor-Mor-Door and Stow-N-Go Storage offer tremendous options for additional storage in bunkhouse models.

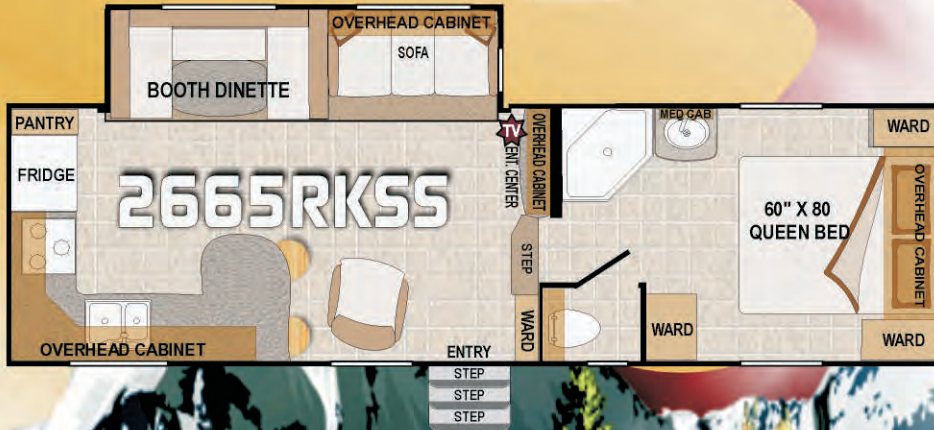
Intelligent use of space means Snow River can pack more into each unit. Notice the pivoting LCD TV that is viewable from the living room or the master bedroom. Directly below is the DVD/CD sound system cluster. Storage is abundant whether the bedroom, living area, or kitchen which features base cabinet access in addition to ample drawers with bearing drawer guides and overhead cabinets.

Snow River



246BHS Navajo Sand Panorama

Snow River



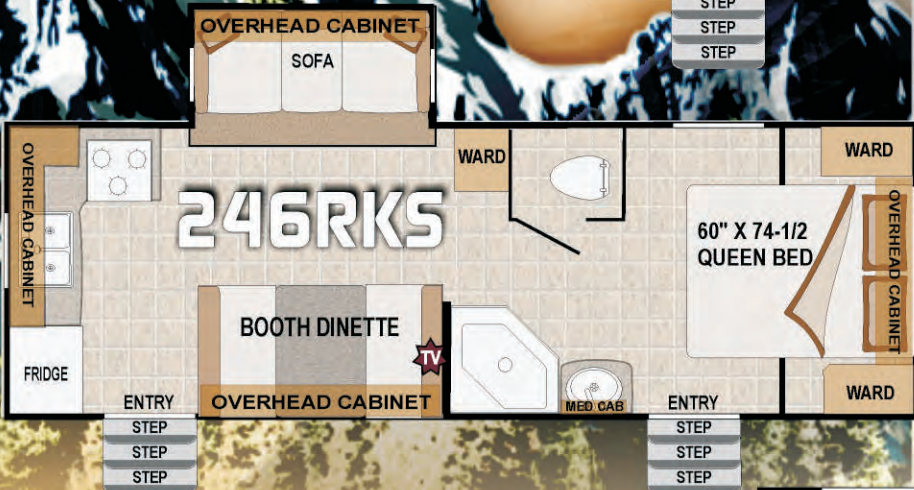
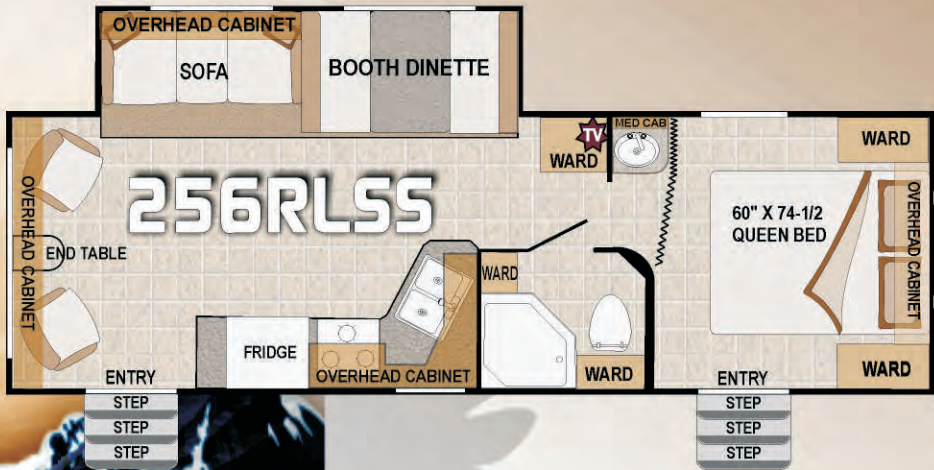
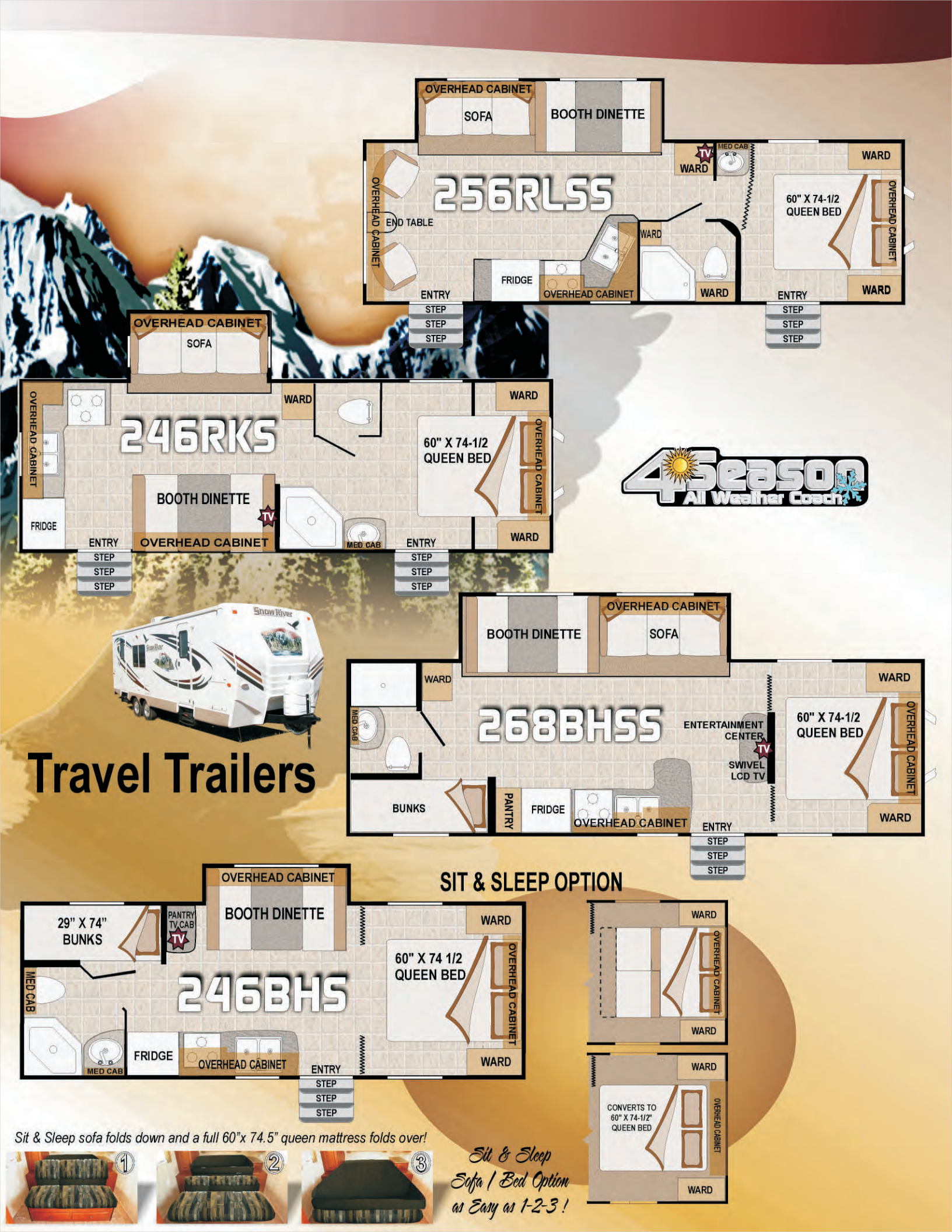
5th Wheels

Snow River


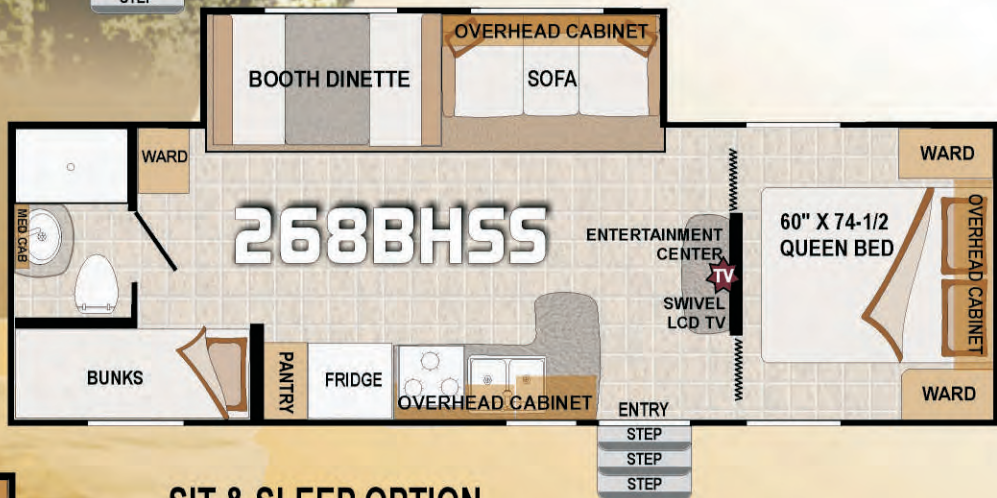
Model Number	2665RKSS	2765RLSS	246BHS	246RKS	268BHSS	256RLSS
Dry Axle Weight (approx. Lbs.)	6260	5910	5150	5410	5770	5770
Dry Hitch Weight (approx. Lbs.)	1500	1550	565	760	640	740
Net Carrying Capacity	2240	2040	2785	2330	2090	1990
Gross Dry Weight-lbs (approx. Lbs.)	7760	7460	5715	6170	6410	6510
Gross Vehicle Weight Rating (GVWR)-Lbs.	10000	9500	8500	8500	8500	8500
Exterior Length (approx. w/hitch)	29'1"	28'10"	26'6"	28'5"	29'9"	30'0"
Exterior Height (approx. incl. AC unit)	12'7"	12'7"	10'11"	10'11"	10'11"	10'11"
Exterior Width (approx. w/o awning)	8'	8'	8'	8'	8'	8'
Tire Size	ST225 75R15	ST225 75R15	ST225 75R15	ST225 75R15	ST225 75R15	ST225 75R15
Load Range	D	D	D	D	D	D
Fresh Water Capacity (approx gal)	53	53	60	60	60	60
Gray Water Tank (approx. gallons)	35 & 35	41	41	35 & 35	41	35
Black Water Tank (approx. gallons)	35	35	35	35	35	35
LPG Capacity (approx. gallons)	14	14	14	14	14	14
CSA - Canadian Dealers Only	YES	YES	YES	YES	YES	YES
Auto Ignition Furnace (1,000 BTU's)	30	30	25	25	25	25

***All dry weights are calculated on full featured production units**

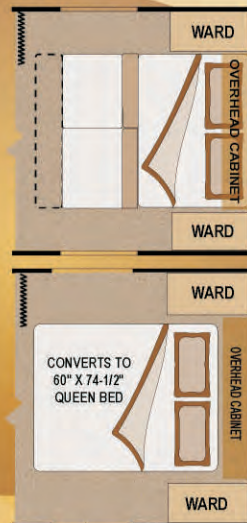
Verify the towing capacity of your tow vehicle. If you don't know or aren't sure, you can ask your automotive dealership or contact your tow vehicle manufacturer. All weights above are average approximations and may vary. Weights are calculated before adding options. Specifications are subject to change without notice.



Travel Trailers



SIT & SLEEP OPTION



Sit & Sleep sofa folds down and a full 60"x 74.5" queen mattress folds over!



*Sit & Sleep
Sofa / Bed Option
as Easy as 1-2-3!*



Absolute Northwood

"Where Quality is Everyone's Responsibility"

Northwood Built: Heavy Duty Structural Steel Off Road Chassis

We Build Our Own Chassis

Because there is so much riding on it, we build our own chassis. The RV chassis is comparable to the foundation of a home. Ask someone who has had their home settle if they think a solid foundation is important. Quality design combined with quality steel and quality welding results in a better chassis. That is why we certify Northwood chassis's through an independent testing laboratory for quality assurance. This is one of the keys to our renowned strength and durability.



Heavy Gauge Cast Iron Gas Manifold

Our LP gas manifold is made of 5/8" cast iron pipe, not 3/8" copper tubing like many manufacturers. The steel pipe is not only much stronger and more durable but the larger diameter provides increased gas flow and volume to the appliances. For added safety, we nest our LP gas manifold within the chassis main rail to protect it from damage.

A Cambered Chassis Prevents Sagging

Have you ever noticed how an empty flat bed semi-trailer arches upward when there is no load on it? Well, we use the same principle on our chassis by applying special welds along the main rails to create upward camber. This process helps prevent the chassis from sagging over time. We even finish strong by using a rust resistant top coating that looks good while protecting your investment.



Glue Bonded Laminate Walls

Wall Construction: Better Materials:

Situated in the heart of timber country, Northwood starts with a superior lumber. We use Kiln dried select grade lumber (better than competitors #2 grade). Kiln drying ensures that we avoid green lumber which can warp and split as it dries. As with residential framing, our wall studs are situated 16" on center. Prior to mounting the sidewall to the trailer, the interior panels are secured to the frame to create the interior wall surface and create the initial sheer wall application. This structure is then screwed down into the floor through the sill plate. In addition, steel hurricane plating is applied at all key stress points.



Prior to affixing the exterior siding to the exposed framing, R7 fiberglass blanket insulation is fitted within the framing and secured to prevent it from settling over time. Industrial strength construction adhesives are applied to the framing studs just prior to attaching the triple layered exterior siding.

Triple Layered Exterior Siding:

we actually create this exterior siding within our lamination plant. The outer skin is a single sheet of corona treated gel coated fiberglass. Corona treating insures that the fiberglass will properly accept the adhesives to form a lasting bond. Using our lamination machines we attach two backing layers of luan plywood to create an amazingly strong one piece panel.



Affixing the Triple Layered Exterior Siding:

We align the exterior siding and then apply it to the prepared framing studs. The siding is held in place using compression clamps until the adhesives have had time to set. Once set, the wall cannot move; the adhesive will continue to process over several hours creating an ever stronger bond. This exterior panel is applied as a single unit and locks together all of the framing studs creating the second sheer wall application. This provides the "absolute strength" of the Snow River sidewall.

Solid Wood Face Frame Cabinetry

We build our own cabinets and every cabinet is built to the best quality specifications. By building our own cabinets, we can guarantee that they will be made right and are built to last!



Top Quality Materials

All NORTHWOOD cabinets are made with residential quality material and methods. Because we use screws they hold up better under travel/road conditions.

Face Frame Construction

We use the same construction techniques used in quality residential cabinetry. We assemble hardwood stiles with screws on a face frame machine to ensure strong, durable cabinets.

...Secured to the Wall & Ceiling!



By integrating the cabinet with the structure of the ceiling and walls, our coaches and our cabinets are both made stronger.



The Result: Beautiful quality cabinetry!



Our Guarantee of

Quality Strength Durability



Raising the Roof - A Reason to Celebrate

The Northwood Bonded Roof Truss System

Using special construction jigs which allow us to use bow trusses, the Northwood ceiling improves upon industry application by adding adhesives to further bind the structure and by using snap batten track molding to ensure a ceiling that stays in place. The ceiling structure is constructed as a single unit and is raised to cap the entire RV in a single step.



Bow Trusses

Northwood uses arched roof trusses that look like a hunting bow. The bow trusses have a center height of four inches. This provides plenty of space to allow for ample insulation but more importantly it gives the roof plenty of slope to ensure runoff and eliminate standing water. 3/8" decking is then affixed to the trusses in the same manner as attaching a sheer wall to sidewall framing. This decking creates a unified load bearing structure that is very strong and provides full walk-on structure.



One Piece Heavy Gauge Roof

The entire roof of the RV is covered with a single continuous rubber sheathing that wraps over the top of all four sidewalls to ensure a water tight application. With no seams to leak, this membrane not only deadens the sound of rain but also helps prevent heat loss through the roof. All attachment and fixture points are bathed in a self leveling marine sealant that is designed specifically for this application and materials.



Northwood All Weather Coach

From Desert To Tundra - We've Got You Covered

Our 4-Season coaches are insulated with a combination of residential quality blanket fiberglass insulation and AstroFoil reflective insulation blanket to protect you from the winter cold and summer heat.

Thick R-11 Roof Insulation & R-7 Walls

Our roofs are insulated with R-11 blanket insulation. All four sidewalls, as well as the framed floor, are packed with R-7 full thickness blanket insulation that is hand tucked and secured to prevent it from shifting and creating a void. You stay cozy year round, year after year.



Enclosed, Insulated Holding Tanks

The holding tanks are located below the RV, situated between the main rails of the chassis. They are suspended on steel tank hangers. This allows the chassis to carry the weight of the holding tanks to ensure they stay in place. The entire bottom of the RV is enclosed with an RV under siding, essentially compartmentalizing the different sections of the chassis.

A blanket of Astro-Foil Insulation is placed along the entire length of the under siding to add an insulation layer to the bottom of the entire RV. Additionally, each compartment that houses a holding tank also receives a layer of R-7 blanket insulation and the tank itself is wrapped with an Astro-Foil blanket.

Each compartment that contains a holding tank has a vent from the furnace that blows directly into it every time the furnace is on. The dump valves are also placed within these enclosed, insulated, and heated compartments to ensure that they remain operational.



Standard Construction Features

Absolute Northwood Built off-road cambered chassis
Aerodynamic Molded Fiberglass Front Cap
Durable Fiberglass exterior siding
5/8" Tongue-and-groove main floor decking
Fully walk-on roof with 3/8" decking
One-piece, seamless, roof material
Wood structural framing throughout
Walls/Fronts/Rears - 2" X 2" Studs, 16" O/C
2" X 3" longitudinal joists 16" on center
4" truss residential-style tapered wood roof
R-7 insulation in sidewalls and floor
R-11 insulation in the roof
Astro foil insulation throughout underbelly
Darco one-piece RV under siding
1/2" decking for bed and bunk platforms
Electric-power rack and pinion slideouts

Standard Exterior Features

15" Aluminum Wheels w/ Goodyear radial tires
Equaflex suspension system w/straight axles
Deep tint windows
Amber patio light with interior switch
Hitch light
Roadside light at termination site
Radius sidewall skirt with departure angle
Durable, molded wheel well skirts
Oversized radius luggage doors
Non-skid retractable entry step
Entry assist handle
Bumper with drain hose storage
Galvanized steel wheel wells (insulated on non-slide)
LPG tank cover - molded ABS
Fiberglass entry door with Radius corners
Screen door with kick plate
Rain gutters with oversized down spouts
Radius cornered windows with screens
Dual battery rack welded into A-frame
Park Cable TV hook-up with RG6 cable
Roof-mount antenna for radio
Hook-up for satellite TV reception
10" electric brakes on all wheels

Standard Interior Features

Quality residential cabinetry finishes throughout
Solid wood mortise and tenon cabinet doors
Solid wood drawer faces
Galley drawer guides- full extension with ball bearing glide
Residential 20Mil wear surface flooring
Designer décor border
Valance window treatments
Jack knife sofa (converts for sleeping)
12V light fixtures throughout

110 electrical outlets throughout
Mini-blind privacy shades throughout
Residential furniture by Homestyle
Designer nickle hardware and accents
Beverage Holders

Standard Safety Features

Break-away switch
Dual safety chains on A-frame
GFI circuit protection
Smoke Alarm, LPG leak & Carbon monoxide detector
Fire extinguisher
Dead bolt lock on entry door
Egress windows (emergency escape)

Standard Bathroom Features

Marine toilet w/foot pedal flush
ABS tub surround
Shower curtain with curved track
Glass shower door (select models)
Skylight above tub/shower & exhaust fan
Wall mounted light switch
Large sink
Medicine cabinet with mirror
Towel Bar & Two Towel Rings
Toilet Paper Holder
Electrical outlet with GFI circuit protection

Standard Bedroom Features

Bedroom Roof Vent
Designer bedspread & Pillow shams
Designer Headboard
Shirt wardrobe cabinets
Below-Bed storage with gas strut assist
Night stand top and drawer
Reading lights
Electrical outlets
Inner spring mattress
Pre-wired and blocked for flat screen TV
Stow -N- Go storage (Bunkhouse models)

Standard Heat, Power, and Water Equipment

12V electrical system w/Deluxe 110V 55-amp converter
25 foot-30 amp park power cord
Auto-ignition furnace with wall thermostat
In-floor heat ducting
In-ceiling A/C ducting
120V GFI protected exterior patio outlet
12V demand water pump system
Hook-up for city water
6-gal DSI gas/electric water heater
Two (2) 30 lbs. propane tanks w/ regulator

Durable, polyethylene holding tanks
Systems monitor panel
Water system winterization kit
Water Heater by-pass

Standard Kitchen Features

3-burner cook top w/ one 9,000 BTU burner
22" Oven
Range hood with light and exhaust fan
Back Splash protection behind cook top
Double Door gas/electric refrigerator
Acrylic residential-style sink
High profile galley faucet
Sink cover/cutting board
Galley overhead storage cabinets
Ventilating window at galley sink
Large picture window at dinette
Large dinette table
Dinette booth storage with drawers
Reversible Dinette cushions
Laminated countertops

Options

Solar Ready
Exterior TV Ready
Spare Tire Group
Ladder
Awning
Kitchen Skylight
F/S Table & Chairs (Select Models)
Sleeper Sofa
Pleated Privacy Shades
Deluxe Refer Inserts
Sit & Sleep sofa bed (select models)
12 Volt Power Jack
Thermal Pane Windows
U-Shaped Dinette (select models)

Easy Living Package

Air Conditioner
Awning
Stabilizer Jacks
Exterior Shower
Microwave Oven
TV Antenna
AM/FM Stereo
Extend-A-Flow LP feed for BBQ
Black Water Flush

Really Easy Living Package


...Easy Living Package (+plus)
Upgrade to Power Awning
Exterior Speakers
LCD TV
DVD Player

See your dealer for option availability in certain models

Thank you!

"Where Your Freedom Begins"

FALL
2012
Sept 2011



Ron and Sherry Nash

Thank you for taking a moment to check out our Northwood products. Our highest priority is to offer you the best combination of quality and value in an RV and we are confident you will appreciate and thoroughly enjoy your Northwood RV purchase for many years to come.

Your Local Dealer:



PO BOX 3359 * 59948 Downs Road * La Grande, OR 97850
Phone 541.962.6274 * Fax 541.963.4392 * www.northwoodmfg.com