

NW
NORTHWOOD

DESERT FOX



24AS STONE INTERIOR

DESERT FOX




NORTHWOOD

MADE TO PLAY HARD

DESERT FOX

MADE TO PLAY HARD




BRONZE INTERIOR



DESERT FOX



- * 20 Watt Solar Charger
- * Large Cap. Fresh Water Tank
- * Full Height Cabinets & Soffits Add Structural Integrity & Storage
- * Hardwood Cabinet Doors And Drawer Faces
- * Rugged Reinforced Ramp Door
- * 16" Aluminum Wheels Shocks: All 4 Wheels
- * Electric Lift Bed & Ladder
- * Large Patio Awning Deep Tint Windows & Exterior Speakers
- * Generator & Fuel Station
- * Led Interior & Exterior Utility Lighting



DESERT FOX



- * 20 Watt Solar Charger
- * Large Cap. Fresh Water Tank
- * Full Height Cabinets & Soffits Add Structural Integrity & Storage
- * Hardwood Cabinet Doors And Drawer Faces
- * Rugged Reinforced Ramp Door
- * 16" Aluminum Wheels Shocks: All 4 Wheels
- * Electric Lift Bed & Ladder
- * Large Patio Awning Deep Tint Windows & Exterior Speakers
- * Generator & Fuel Station
- * Led Interior & Exterior Utility Lighting



Bronze Interior
As seen here in the 27FS



Stone Interior



Stone Interior

DESERT FOX




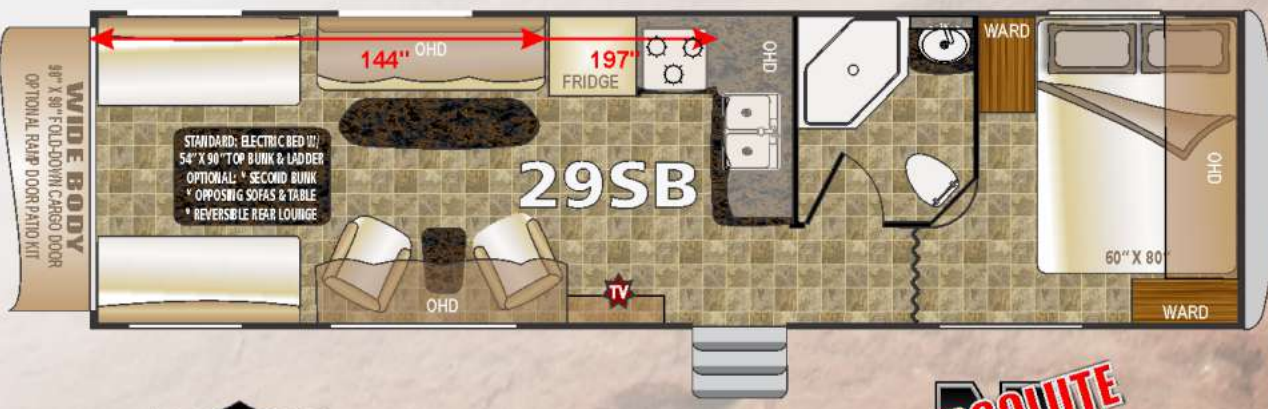
- * 20 Watt Solar Charger
- * Large Cap. Fresh Water Tank
- * Full Height Cabinets & Soffits Add Structural Integrity & Storage
- * Hardwood Cabinet Doors And Drawer Faces
- * Rugged Reinforced Ramp Door
- * 16" Aluminum Wheels Shocks: All 4 Wheels
- * Electric Lift Bed & Ladder
- * Large Patio Awning Deep Tint Windows & Exterior Speakers
- * Generator & Fuel Station
- * Led Interior & Exterior Utility Lighting



DESERT FOX



- * 20 Watt Solar Charger
- * Large Cap. Fresh Water Tank
- * Full Height Cabinets & Soffits Add Structural Integrity & Storage
- * Hardwood Cabinet Doors And Drawer Faces
- * Rugged Reinforced Ramp Door
- * 16" Aluminum Wheels Shocks: All 4 Wheels
- * Electric Lift Bed & Ladder
- * Large Patio Awning Deep Tint Windows & Exterior Speakers
- * Generator & Fuel Station
- * Led Interior & Exterior Utility Lighting



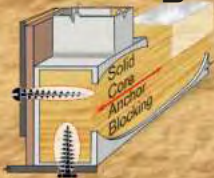
MADE TO PLAY HARD



Solid Core Anchor Blocking

Utilizing Every Thread

At all critical anchor points, we include solid fill anchor blocking so all the threads of the fasteners anchor securely and completely.



CERTIFIED Off-Road Chassis

We Build Our Own!



We are one of the few manufacturers who build their own chassis. The name NORTHWOOD is known throughout the industry for quality chassis and we certify ours through an independent testing lab.

THICK WALL

Aluminum Superstructure

.125"-.060" (Up to 1/8" Thick)
Fully welded heavy gauge,
thick wall aluminum tubing.



ELECTRICAL FEATURES

LED Lighting & Surge Tests

You will find energy efficient LED utility lighting both inside. Additionally, our 110V systems are surge tested multiple times with 1080 volts and the 12V systems are surge tested with 600 volts.



ALL CONDITIONS

4 Season Coach

Heated enclosed holding tanks & dump valves. Designed for cold northern climates.



NORTHWOOD ROOF TRUSS SYSTEM

Full Walk-On Roof

- * Exterior marine grade decking
- * One piece heavy gauge membrane.
- * Fully bonded ceiling, trusses and roof sheathing.
- * Trusses w/ 5-1/2 inch height for plenty of runoff slope.



RESIDENTIAL QUALITY

Custom Built Cabinetry

Our cabinetry is built w/solid wood doors, built with residential face frame construction methods.

Drawers slide effortlessly on heavy gauge roller bearing drawer glides.



ABSOLUTE NORTHWOOD

DESERT FOX MADE TO PLAY HARD

Standard Heat, Electrical & Water Equip.

LPG Quick Connect & Black Water Flush System
 Exterior Shower
 Semi-Automatic Winterization/By-Pass System
 10 Gal DSI Gas/Elect Quick Recovery Water Heater (6 in 21SW)
 Carefree Travel'R 12V Awning
 TV Antenna
 12-Volt Power Tongue Jack
 Outside Speakers/Battery Disconnect
 Solar Reflective Windows
 20 Watt Solar Panel
 Satellite Ready / Solar Ready
 Generator 4.0 Onan Gas
 30 Gallon On-Board Fuel Station

More Standard Features

Smoke, LPG & CO Leak Detectors
 Charge Wizard
 Custom DFox Signature Key Rack
 Cargo Netted Overhead Storage
 R/S Roll Over Sofa D/S 2 Swivel Rockers w/Table
 Stainless Steel Appliances
 Residential, Built-In Microwave
 High Output 3-Burner Range
 Extra Large Fridge (8 Cu Ft) w/ Custom DFox Panels
 Daylitter Skylight w/ Shade
 Foot-Pedal Toilet / Bath Skylight
 Camping Comfort Mattress & Bedspread (Bedroom Models)
 Electric Bed with Top Bunk and Ladder
 Fan Vent with Remote/Tstat/Rain Sensor over Cargo Area
 Reinforced Ramp Door
 Rubber Cargo Area Decking / Roll Up Carpet Kit

Standard Construction Features

Northwood Built, Independently Certified, Off-Road Chassis
 Fully Welded, Thick-Wall Aluminum Frame Construction
 One-Piece, Corona Treated, Continuous Fiberglass
 Hot, Polyurethane Laminated, Multi-Layered Substrate Walls
 High Density Block Foam Insulation
 Universal Lube Axles
 Shocks On All Four Wheels
 16" Aluminum Wheels/ Tires/ Chassis Mtd White Mod Spare
 Stabilizer Jacks
 All-Conditions Insulation with R-18 Fiberglass and
 R-15 Reflective Foil Insulation in Roof
 Diamond Plate Front Gravel Guard
 Molded ABS LP Tank Cover
 Residential Wear Floor Covering

Standard Exterior Features

LED Exterior Lighting
 R/S High Intensity LED Exterior Work Light
 D/S High Intensity LED Motion Sensor Exterior Work Light
 Motion Sensor LED Porch Light
 LED Rear Cargo Light Bar
 Roof Rack & Ladder
 Large Exterior Entry Grab Handle

Standard Interior Features

LED Interior Utility Lighting
 Interior Command Center
 Roller Bearing Drawer Glides
 Mini Blind Privacy Shades Throughout
 Kicker Premium AM/FM/CD/ DVD Sound System w/Amp
 Kicker Premium Sound Exterior Speakers

Available Options

LCD TV Living Room
 LCD TV (Bedroom Models)
 15K A/C w/ Ducting
 13.5K A/C w/ Ducting
 10 Gal LPG w/Soft Cover
 Storm Windows
 Thermal Pane Windows - Solar Reflective
 R/S D/S Rollover Sofas
 Range Cover-Stainless
 Opposing Convertible Sofas
 Air Compressor
 Pressure Washer
 4 Season Package - Incl. Heated Enclosed Tanks
 Toy Lock
 FanVent w/Rmt/Tstat/RainSnr (Bdrm/2nd Cargo)
 2nd Bunk For Electric Bed
 Reversible Rear Lounge
 Rear Screen Wall
 Ramp Cable Kit Only
 Patio Kit w/ Cables for Ramp Door (Some Models)
 Travel'R Awning Adj Pitch Hardware
 60 Watt Solar Panel
 100 Watt Solar Panel
 Road Trip Satellite Dish
 Winegard Satellite Dish / TV Antenna Combo
 BBQ Grill w/ Bracket
 2 Hand Held Radios
 (Some options may not be available in all floorplans.)



Desert Fox	21SW	24AS	27FS	29SB
Dry Axle Weight (approx lbs)	5628	6161	6561	6812
Dry Hitch Weight (approx lbs)	1060	1615	1410	1635
Net Carrying Capacity (approx lbs)	3712	4224	4029	4953
Gross Dry Weight (approx lbs)	6688	7776	7971	8447
Gross Vehicle Weight Rating (GVW) - lbs	10400	12000	12000	13400
Exterior Length (approx w/ hitch)	25'0"	30'2"	32'7"	33'7"
Exterior Height (approx w/o A/C)	11'4"	11'7"	11'7"	11'7"
Exterior Width (approx w/o Awning)	8'6"	8'6"	8'6"	8'6"
Tire Size	ST235 80R16	ST235 80R16	ST235 80R16	ST235 80R16
Load Range	E	E	E	E
Fresh Water Capacity (approx gal) w/ water heater	78	100	100	100
Gray Water Tank (approx gal)	46	47	47	47
Black Water Tank (approx gal)	36	50	50	50
LPG Capacity (approx gal)	14	14	14	14
CSA - Canadian Dealers Only	Yes	Yes	Yes	Yes
Auto Ignition Furnace (1,000 BTU's)	25	30	30	30

*All dry weights are calculated on full featured production units. Verify the towing capacity of your tow vehicle. If you don't know or aren't sure, you can ask your automotive dealership or contact your tow vehicle manufacturer. All weights above are average approximations and may vary. Weights are calculated before adding options. Specifications are subject to change without notice.



Your Northwood Dealer

Send us your testimonial with your pictures and you may be featured in our future promotions. Send your information to: feedback@northwoodmail.com

