

Quality Is In Our Nature

# NASH



[www.Northwoodmfg.com](http://www.Northwoodmfg.com)

# NASH

*...all interiors  
are available in:*

*Morning Dew*

*High Desert*





**Loaded with ALL these Standard Features**

- ✓ Equaflex Suspension
- ✓ Certified Off-Road Chassis
- ✓ TG Plywood Floor Decking
- ✓ Plywood Decking Bonded to Trusses
- ✓ Cathedral Arched Ceiling
- ✓ Multi Layered Fiberglass Wall

**...plus these amenities**

- ✓ 12 Volt Power Awning
- ✓ Rear Receiver Hitch
- ✓ 10 Gal. Water Heater
- ✓ Generator Ready

**...and these Absolute Northwood Features**

- ✓ LED Utility Lighting Inside and Out
- ✓ Custom Built Off Road Certified Chassis
- ✓ Northwood Bonded Roof Truss System
- ✓ Residential Quality Custom Built Face-Frame Cabinetry
- ✓ Insulated, Heated & Enclosed Holding Tanks & Valves (Option All Units)
- ✓ Glue Bonded Construction w/ 16" O/C Select Wood Frame
- ✓ 2x4 Wheel Wells, 2x6 Headers & Steel Reinforcing Plates
- ✓ One Piece Fiberglass Exterior Wall
- ✓ Multi-Layered, Laminated Luauun Substrate Walls

**...STANDARD ON EVERY NASH!**

**Exclusive Options for:**

**Aussie Stainless Swing-out BBQ Grill**

Mounts directly to the bumper on swing-out arm. Rugged, easy to clean, stainless steel construction, and custom black vinyl travel cover.

**ObeCo Convenience Center**

Multi-function work center for the outdoor chef! Spacious work surface with under side storage basket for all your BBQ tools, paper towel dispenser rack and trash bag holder.

A great combination when used with the Aussie Grill!

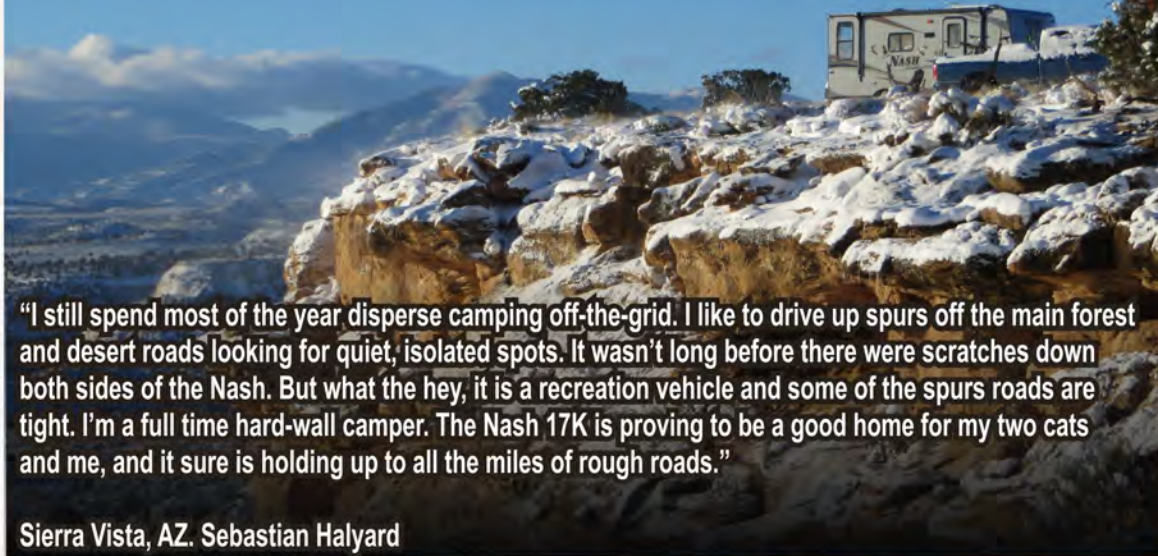


**A PERFECT COMBO FOR THE OUTDOOR CHEF**



*"As Always, Stay Amused"*

*~Sebastian Halyard*



**"I still spend most of the year disperse camping off-the-grid. I like to drive up spurs off the main forest and desert roads looking for quiet, isolated spots. It wasn't long before there were scratches down both sides of the Nash. But what the hey, it is a recreation vehicle and some of the spurs roads are tight. I'm a full time hard-wall camper. The Nash 17K is proving to be a good home for my two cats and me, and it sure is holding up to all the miles of rough roads."**

Sierra Vista, AZ. Sebastian Halyard



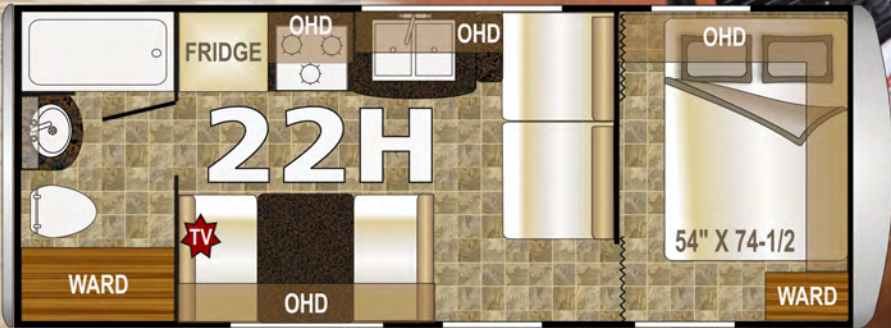
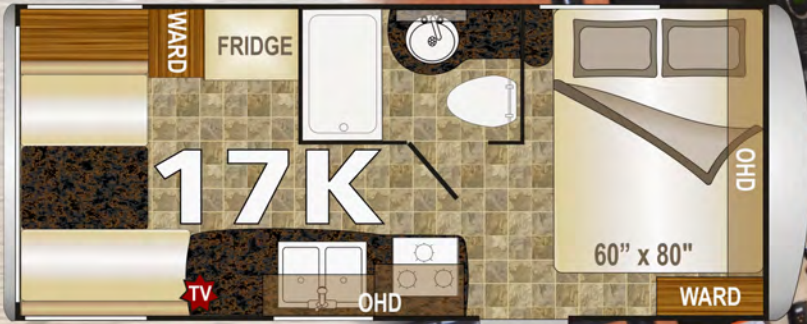
**"My husband and I were vacationing in Yuma earlier this year in our RV. We just went to look at new RVs, not intending to buy. But when we saw the Nash we were sold. We bought the 24' with slide travel trailer. We took our new trailer to Joshua Tree and Lake Havasu before coming home. There is no comparison in the appearance and quality. We are cruising the west coast for the first time and here we are in Joshua Tree having the time of our lives. Thanks for a great product! We just love our new trailer and look forward to many happy travels. Thank you for a quality made in USA product."**

Sincerely,  
Bob and Nancy Keith - Paola, Kansas

**NASH**

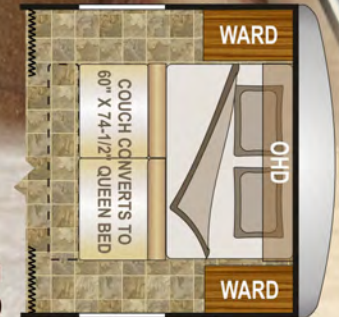
**Aussie Stainless Swing-out BBQ Grill & ObeCo Outdoor Chef Convenience Center**





## 23B High Desert

Sit n Sleep Option  
Available on 23B & 23D



## 22H Morning Dew





23D Morning Dew



24M High Desert



# What is ABSOLUTE NORTHWOOD?



When you purchase a Nash, you are investing in the best quality materials, construction and craftsmanship. That is why the resale value in a Nash remains higher, and your investment retains its value longer. If you ever decide to trade in your Nash, you will get top dollar. That is why you don't see many used Nashs on the market, folks buy them up as quickly as they become available because Nash has a reputation for durability and longevity.

- ABSOLUTE CHASSIS**
  - ✓ Custom Built, Tested, Certified
- ABSOLUTE INSULATION**
  - ✓ A True 4 Season Coach
- ABSOLUTE ROOF**
  - ✓ Full Walk On, Bonded Roof Truss System
- ABSOLUTE FRAMING**
  - ✓ Bonded Wall Construction w/ Select Quality Lumber
- ABSOLUTE CABINETS**
  - ✓ Wall & Ceiling Mounted, Face Frame Construction

## OUR BONDED ARCH TRUSS SYSTEM ENSURES A FULL WALK-ON ROOF CATHEDRAL ARCHED CEILING

The Northwood Bonded Roof Truss System bonds all the components of the roof structure together as a unit. The ceiling, arched trusses and roof plywood are unified in a bonded system that gives superior load distribution and maximum load bearing capacity.

Top quality exterior grade plywood panels are bonded to the trusses and a thick one piece roofing membrane is then applied for a durable, long lasting seal to protect you and your coach from the elements.



4" of Additional Head Room



Northwood's Arched Trusses offer up to 5-1/2 inch center height, giving the roof plenty of runoff slope to eliminate standing water.

## NORTHWOOD BUILT CERTIFIED CHASSIS



WE BUILD OUR OWN HEAVY DUTY STRUCTURAL STEEL OFF-ROAD CHASSIS

We are one of the few manufacturers that build their own chassis. The name NORTHWOOD is known throughout the industry for quality chassis and we certify ours through an independent testing laboratory for quality assurance.



## CUSTOM BUILT FACE FRAME CABINETS

CABINERY w/SOLID WOOD DOORS, BUILT USING RESIDENTIAL FACE FRAME CONSTRUCTION METHODS & INTEGRATED WITH THE WALL & CEILING.

## BEAUTIFUL & STRONG



**MATERIALS**

Solid Wood cabinet doors ensure lasting beauty and rugged strength.



**CONSTRUCTION**

Structurally Integrated cabinetry is anchored to the walls and ceiling structure of our coaches making both the RV and the cabinets stronger.

Face Frame construction gives our cabinets 'high end' residential quality.



**INSTALLATION**

## NORTHWOOD BUILT ONE PIECE LAMINATE FIBERGLASS WALLS

- 'SELECT' Grade Lumber
- 16" O/C Framing
- 2x6 Slide Headers
- 2x4 Wheel Wells
- One Piece Fiberglass
- Hot Glue Pressure Applied Luaun Backing
- Structural Joints Reinforced w/Steel Hurricane Plates

Continuous Seamless Fiberglass

Steel Reinforcing Plates

Bonded One Piece Wall Sections



## A TRUE FOUR SEASON ALL CONDITIONS UNIT



HEATED ENCLOSED HOLDING TANKS & DUMP VALVES DESIGNED FOR COLD NORTHERN/ HOT SOUTHERN CLIMATES

Northwood builds true 4-Season Coaches. Our fully insulated holding tank area circulates warm air around the suspended tanks providing the best protection from freezing. Our knife valves are also enclosed to keep them from freezing. Our 4-Season coaches are insulated with various types of residential quality Rigid Foam, Batten & Reflective Foil insulation to protect you from the winter cold & summer heat.



# NASH

✓ Our Commitment to  
**Quality**  
**Strength**  
**Durability**



## ROOF

- ✓ Full Walk On Roof with Bonded Roof Truss System

## FRAME

- ✓ Select Grade Wood Frame Wall w/Steel Hurricane Plates

## FLOORS

- ✓ Commercial Grade Linoleum, Fully Insulated Tongue and Groove Plywood (not chipboard)

## SLIDE OUTS

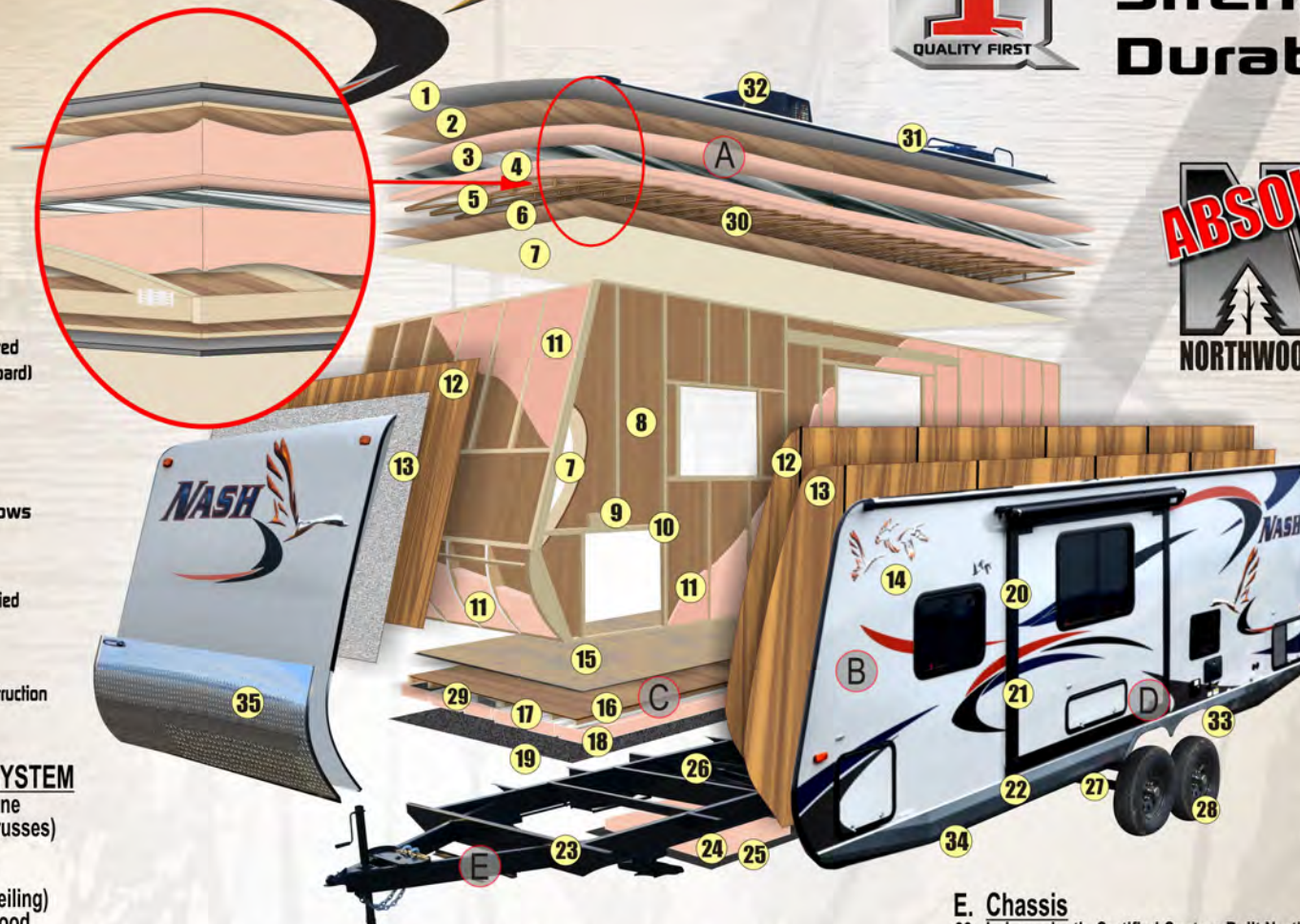
- ✓ 4 Seals, Dual Rack & Pinion Rams (main slides) Insulated, Cross Ventilating Windows

## CHASSIS

- ✓ Custom Built, Independently Tested & Certified

## CABINETS

- ✓ Wall & Ceiling Mounted, Face Frame Construction



### A. NORTHWOOD ROOF TRUSS SYSTEM

- 1 Heavy Gauge One Piece Roof Membrane
- 2 3/8" Plywood Sheathing (Bonded to Trusses)
- 3 R-15 Reflective Foil Insulation
- 4 R-14 Dual Layer Fiberglass Insulation
- 5 Bow Style Roof Trusses (Bonded to Ceiling)
- 6 Interior Lamination Grade Luan Plywood
- 7 Designer Interior Decor Finish Paneling

### B. ONE PIECE LAMINATE FIBERGLASS WALLS

- 8 Lamination Grade Luan Plywood Interior Wall
- 9 Select Grade Lumber In All Our Wood Frame Walls
- 10 Structural Joints reinforced w/Steel Hurricane Plates
- 11 R-7 Residential Grade Fiberglass Insulation
- 12 Lamination Grade Luan Plywood Exterior Wall Layer
- 13 Second Substrate Layer
- 14 Corona Treated High Durability Fiberglass Outer Layer

### C. ULTIMATE DURABILITY FLOOR STRUCTURE

- 15 Commercial Grade Linoleum with 20 mil Surface
- 16 5/8" T&G Plywood Decking (not chipboard)
- 17 R-15 Reflective 'Arctic' Foil Insulation
- 18 R-7 Residential Grade Fiberglass Insulation
- 19 Reinforced Woven Highway Moisture Barrier

### D. DUAL RACK & PINION RAM MAIN SLIDE ROOM

- 20 4 Seal System w/Inner & Outer Bulb Seal
- 21 ...including Wiper Seal for Continual Seal (Any Position)
- 22 ...and Outer Bulb Seals

### E. Chassis

- 23 Independently Certified Custom Built Northwood Chassis
- 24 R-7 Residential Quality Formaldehyde Free Fiberglass Insulation
- 25 Corrugated Underbelly Panels
- 26 Heated and Insulated Large Capacity Holding Tanks
- 27 Easy Lube Axles and Shocks
- 28 Heavy Duty Radial Tires
- 29 Sealed All Metal Heat Ducts

### MORE ABSOLUTE NORTHWOOD QUALITY FEATURES

- 30 All Foam Condensation Resistant A/C Ducts
- 31 Large Bath Skylight
- 32 Hi Output Roof Mount A/C
- 33 Roto Molded High Durability Wheel Skirts
- 34 Diamond Scored Sidewall Skirts
- 35 Diamond Plate Gravel Guard



Our Northwood Built Chassis are Independently Tested & Certified by Pacific West Associates, Inc.



# NASH STANDARD FEATURES & OPTIONS

## Standard Construction Features

Northwood Built, Independently Certified, Off-Road Chassis  
 One-Piece, Corona Treated, Continuous Fiberglass  
 Hot, Polyurethane Laminated, Multi-Layered Substrate Walls  
 E-Z Lube Axles w/Nev-R Adjust Forward, Self Adjusting Brakes  
 15" Aluminum Wheels / Tires & White Mod Spare  
 Equaflex Axle Suspension System  
 12V Power Jack  
 Stabilizer Jacks  
 All-Conditions/Four Seasons Insulation With R-14 Ceiling  
 R-15 Reflective Foil Insulation in Roof / Slide  
 Heated and Enclosed Tanks  
 Diamond Plate Front Gravel Guard  
 Dinette Slide (23D, 25C)  
 Sofa Slide (24M)  
 Second Entry (24M, 25C)  
 Efficient Residential-Style Ducted Heating  
 Generator Ready / Satellite Ready / Solar Ready

## Standard Exterior Features

Easy Access LP Cover  
 4" Sewer Hose Carrier Bumper  
 LED Exterior Lighting  
 Roof Rack & Ladder  
 Pass Thru Storage (N/A 22H)  
 LPG Quick Connect & Black Water Flush System  
 Large Exterior Entry Grab Handle / Entry Door Friction Hinge  
 Exterior Shower  
 Semi-Automatic Winterization/By-Pass System  
 10 Gal DSI Gas/Elect Quick Recovery Water Heater  
 13.5m BTU Air Conditioner w/Condensation-Resistant Ducting  
 Carefree Travel'R 12V Awning w/Adjustable Pitch Hardware  
 TV Antenna  
 20 Watt Solar Panel  
 Rear Receiver Hitch  
 LED Interior Utility Lighting



## Standard Interior Features

Residential Wear Floor Covering  
 Interior Command Center  
 Roller Bearing Drawer Glides  
 Fabric Night Shade Window Treatments  
 AM/FM/CD/DVD Player w/Bluetooth  
 Smoke, LPG & CO Leak Detectors  
 Custom Nash Signature Key Rack  
 Jackknife Sofa (22H & 24M)  
 Booth Dinette (17K, 22H, 24M)  
 U-shaped Dinette (23B, 23D, 25C)

## Standard Kitchen Features

Laminated Counter Tops  
 Residential, Built-In Microwave  
 High Output 3-Burner Range with Range Cover  
 Large Fridge (6 Cu Ft) w/ Insert Panels  
 Sink Cover/Cutting Board

## Standard Bathroom Features

Hand Flush Toilet / Bath Skylight  
 Magnetic Shower Curtain with Curved Track  
 Full Tub (23B, 25C)  
 Shower Pan (17K, 22H, 23D, 24M)

## Standard Bedroom Features

Bunkhouse (23B, 25C)  
 Stow & Go Bunk (23B, 25C)  
 Camping Comfort Mattress & Bedspread  
 Camping Clothes Closet with Removable Shelves  
 Below Bed Storage

## Options

Fan Vent - Bedroom  
 Fan Vent - Kitchen (24M)  
 Thermal Pane Windows  
 Exterior Marine Grade Speakers  
 Slide Out Topper (23D, 24M, 25C)  
 19" 110/12v LED TV (17K, 22H, 23B)  
 28" 110/12v LED TV (23D, 24M, 25C)  
 15K Air Conditioner w/ Ducting (23B, 23D, 24M, 25C)  
 ObeCo Convenience Center  
 Sit & Sleep (23B, 23D, 24M, 25C)  
 2.5 Onan LP Generator & 11K Pwr Svr A/C (17K, 22H)  
 3.6 Onan LP Generator (23B, 23D, 24M, 25C)  
 60 Watt Solar Panel  
 100 Watt Solar Panel  
 Cargo Carrier  
 Aussie Grill w/Bumper Bracket  
 Bike Rack  
 Safari Tuff Rear Rack (17K, 22H, 23D, 24M)  
 2nd Rear Rack Basket (17K, 22H, 23D, 24M)



"We camped 3 nights in Two Medicine Campground, Glacier National Park with our new 24M Nash. As a test, we camped in the no generator loop, which was very quiet and were very pleased with the attached solar panel. We had no problems with not having enough power. For that trip we had plenty of water for showers and washing dishes. There is so much room in the trailer that we still have empty cabinets, what a change from before. The trailer is so well insulated that the heater only came on one night. Next trip next week, Icefields Parkway and Jasper National Park in Canada."

-Jim Streeter



Send us your testimonial with your pictures and you may be featured in our future promotions.  
 Send your information to:  
[feedback@northwoodmail.com](mailto:feedback@northwoodmail.com)

Customer photos and testimonials do not necessarily reflect the views or recommendations of Northwood Manufacturing.

Model Number	17K	22H	23B	23D	24M	25C
Dry Axle Weight (approx. Lbs.)	3880	3869	4617	4790	4975	5145
Dry Hitch Weight (approx. Lbs.)	520	505	453	520	490	555
Net Carrying Capacity	2600	2626	1930	1690	1535	2300
Gross Dry Weight-lbs (approx. Lbs.)	4400	4374	5070	5310	5465	5700
Gross Vehicle Weight Rating (GVWR)-Lbs.	7000	7000	7000	7000	7000	8000
Exterior Length (approx. w/hitch)	22' 4"	24' 9"	27' 7"	25' 10"	27' 3"	28' 8"
Exterior Height (approx. incl. AC unit)	11' 2"	11' 2"	11' 2"	11' 6"	11' 6"	11' 6"
Exterior Width (approx. w/o awning)	8' 0"	8' 0"	8' 0"	8' 0"	8' 0"	8' 0"
Tire Size	ST205 75R15	ST205 75R15	ST205 75R15	ST205 75R15	ST205 75R15	ST225 75R15
Load Range	C	C	C	C	C	D
Fresh Water w/ Water Heater (approx. gal.)	50	50	50	50	50	50
Gray Water Tank (approx. gal.)	35	42	42	42	42	42
Black Water Tank (approx. gal.)	36	35	35	35	35	35
LPG Capacity (approx. gal.)	14	14	14	14	14	14
CSA - Canadian Dealers Only	YES	YES	YES	YES	YES	YES
Auto Ignition Furnace (1,000 BTUs)	25	25	25	25	25	25

\*All dry weights are calculated before adding options. Specifications are subject to change without notice. Verify the towing capacity of your tow vehicle. If you don't know or aren't sure, you can ask your automotive dealership or contact your tow vehicle manufacturer. All weights above are average approximations and may vary.

Your Local Dealer:



Updated Sept 2016