

Quality Is In Our Nature

# DESERT FOX



[www.Northwoodmfg.com](http://www.Northwoodmfg.com)

# DESERT FOX




NORTHWOOD

MADE TO PLAY HARD

# DESERT FOX



- \* 20 Watt Solar Charger
- \* Large Cap. Fresh Water Tank
- \* Full Height Cabinets & Soffits Add Structural Integrity & Storage
- \* Hardwood Cabinet Doors And Drawer Faces
- \* Rugged Reinforced Ramp Door
- \* 16" Aluminum Wheels Shocks: All 4 Wheels
- \* Electric Lift Bed & Ladder
- \* Large Patio Awning Deep Tint Windows & Exterior Speakers
- \* Generator & Fuel Station
- \* Led Interior & Exterior Lighting



# DESERT FOX




- \* 20 Watt Solar Charger
- \* Large Cap. Fresh Water Tank
- \* Full Height Cabinets & Soffits Add Structural Integrity & Storage
- \* Hardwood Cabinet Doors And Drawer Faces
- \* Rugged Reinforced Ramp Door
- \* 16" Aluminum Wheels Shocks: All 4 Wheels
- \* Electric Lift Bed & Ladder
- \* Large Patio Awning Deep Tint Windows & Exterior Speakers
- \* Generator & Fuel Station
- \* Led Interior & Exterior Lighting



# DESERT FOX



- \* 20 Watt Solar Charger
- \* Large Cap. Fresh Water Tank
- \* Full Height Cabinets & Soffits Add Structural Integrity & Storage
- \* Hardwood Cabinet Doors And Drawer Faces
- \* Rugged Reinforced Ramp Door
- \* 16" Aluminum Wheels Shocks: All 4 Wheels
- \* Electric Lift Bed & Ladder
- \* Large Patio Awning Deep Tint Windows & Exterior Speakers
- \* Generator & Fuel Station
- \* Led Interior & Exterior Utility Lighting





Onan Generator Standard



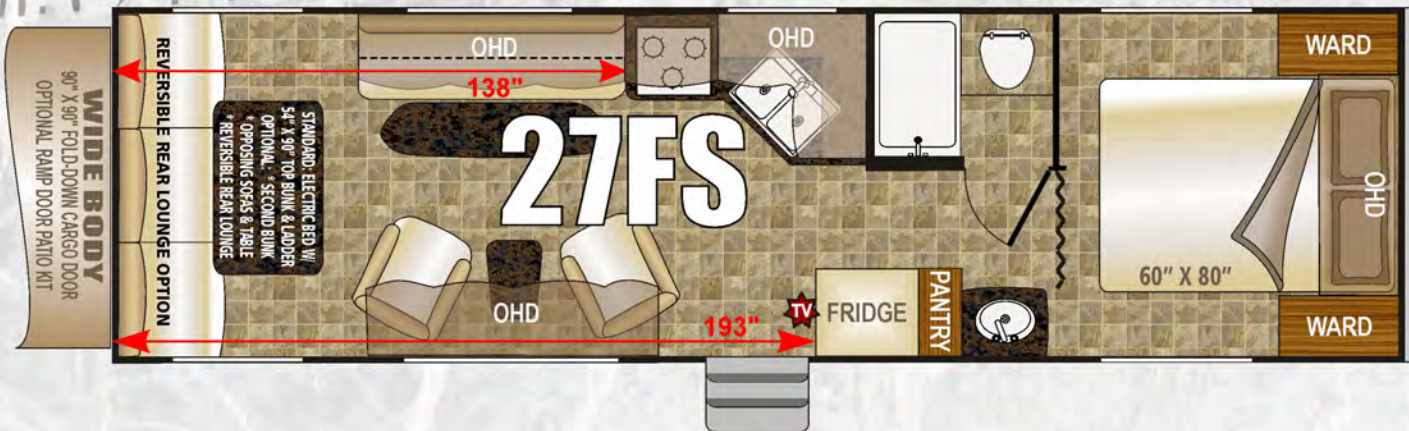
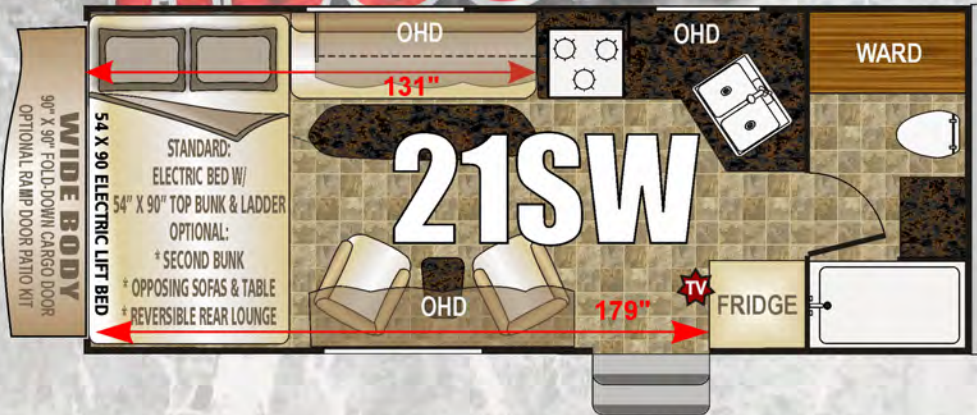
Fuel Station Standard





# ABSOLUTE

- ✓ Certified Chassis
- ✓ Aluminum Superstructure
- ✓ Solid Core Anchor Blocking
- ✓ All Conditions / 4 Season
- ✓ NW Roof Truss System
- ✓ Custom Cabinetry
- ✓ LED Lighting



## SOLID CORE ANCHOR BLOCKING

### Utilizing Every Thread

At all critical anchor points, we include solid fill anchor blocking so all the threads of the fasteners anchor securely and completely.



## RESIDENTIAL QUALITY

### Custom Built Cabinetry

Our cabinetry is built w/solid wood doors, built with residential face frame construction methods. Drawers slide effortlessly on heavy gauge roller bearing drawer glides.



## THICK WALL FRAME

### Aluminum Superstructure

Tubing Up to 1/8" Thick  
.125"-.060" Thick frame with fully welded heavy gauge, thick wall aluminum tubing.



## ELECTRICAL FEATURES

### LED Lights & Surge Tests

You will find energy efficient LED utility lighting both inside. Additionally, our 110V systems are surge tested multiple times with 1080 volts and the 12V systems are surge tested with 600 volts.



## ALL CONDITIONS

### 4 Season Coach

Warm Air Around Tanks  
Heated enclosed holding tanks & dump valves. Designed for cold northern climates.



## NORTHWOOD ROOF TRUSS SYSTEM

### Full Walk-On Roof Glue Bonded Structure

- \* Exterior marine grade decking
- \* One piece heavy gauge membrane.
- \* Fully bonded ceiling, trusses and roof sheathing.
- \* Trusses w/ 5-1/2 inch height for plenty of runoff slope.



## CERTIFIED

### Off-Road Chassis We Build Our Own!

We are one of the few manufacturers who build their own chassis. The name NORTHWOOD is known throughout the industry for quality chassis and we certify ours through an independent testing lab.



MADE TO PLAY HARD

# DESERT FOX MADE TO PLAY HARD

## Standard Heat, Electrical & Water Equip.

4 Season Package - Incl. Heated Enclosed Tanks  
LPG Quick Connect & Black Water Flush System  
Exterior Shower  
Semi-Automatic Winterization/By-Pass System  
10 Gal DSI Gas/Elect Quick Recovery Water Heater (6 in 21SW)  
Carefree Travel'R 12V Awning w/Adj Pitch Hardware  
TV Antenna  
12-Volt Power Tongue Jack  
Outside Speakers/Battery Disconnect  
Solar Reflective Windows  
20 Watt Solar Panel  
Satellite Ready / Solar Ready  
Generator 4.0 Onan Gas  
30 Gallon On-Board Fuel Station

## More Standard Features

Smoke, LPG & CO Leak Detectors  
13.5K A/C w/ Ducting (21SW, 24AS, 27FS)  
Charge Wizard  
Custom DFox Signature Key Rack  
Cargo Netted Overhead Storage  
R/S Roll Over Sofa D/S 2 Swivel Rockers w/Table  
Stainless Steel Appliances  
Residential, Built-In Microwave  
High Output 3-Burner Range w/Range Cover  
Extra Large Fridge w/ Custom DFox Panels  
Daylitter Skylight w/ Shade  
Foot-Pedal Toilet / Bath Skylight  
Camping Comfort Mattress & Bedspread (Bedroom Models)  
Electric Bed with Top Bunk and Ladder  
Fan Vent with Remote/Tstat/Rain Sensor over Cargo Area  
Reinforced Ramp Door  
Rear Screen Wall / Ramp Cable Kit  
Rubber Cargo Area Decking / Roll Up Carpet Kit

## Standard Construction Features


Northwood Built, Independently Certified, Off-Road Chassis  
Fully Welded, Thick-Wall Aluminum Frame Construction  
One-Piece, Corona Treated, Continuous Fiberglass  
Hot, Polyurethane Laminated, Multi-Layered Substrate Walls  
High Density Block Foam Insulation  
Universal Lube Axles  
Shocks On All Four Wheels  
16" Aluminum Wheels/ Tires/ Chassis Mtd White Mod Spare  
Stabilizer Jacks  
All-Conditions Insulation with R-18 Fiberglass and  
R-15 Reflective Foil Insulation in Roof  
Diamond Plate Front Gravel Guard  
Easy Access LP Cover  
Residential Wear Floor Covering

## Standard Exterior Features

LED Exterior Lighting  
R/S High Intensity LED Exterior Work Light  
D/S High Intensity LED Motion Sensor Exterior Work Light  
Motion Sensor LED Porch Light  
LED Rear Cargo Light Bar  
Roof Rack & Ladder  
Large Exterior Entry Grab Handle / Entry Door Friction Hinge

## Standard Interior Features

LED Smart TV In Living Room  
LED Interior Utility Lighting  
Interior Command Center  
Roller Bearing Drawer Glides  
Mini Blind Privacy Shades Throughout  
Premium AM/FM/CD/ DVD Sound System w/Amp  
Premium Sound Exterior Speakers



## Available Options

LED TV (Bedroom Models)  
15K A/C w/ Ducting (21SW, 24AS, 27FS)  
10 Gal LPG w/Soft Cover  
Thermal Pane Windows - Solar Reflective  
R/S D/S Rollover Sofas  
Opposing Convertible Sofas  
Air Compressor  
Pressure Washer  
Toy Lock  
FanVent w/Rmt/Tstat/RainSnrs (Bdrm/2nd Cargo)  
2nd Bunk For Electric Bed  
Reversible Rear Lounge  
Patio Kit w/ Cables for Ramp Door (Some Models)  
60 Watt Solar Panel  
100 Watt Solar Panel  
Winegard Carryout G2+ Sat (Dish/Direct)  
Aussie Grill w/ Bracket  
(Some options may not be available in all floorplans.)

Send us your testimonial with your pictures and you may be featured in our future promotions.  
Send your information to: [feedback@northwoodmail.com](mailto:feedback@northwoodmail.com)

Desert Fox	21SW	24AS	27FS
Dry Axle Weight (approx lbs)	5628	6161	6561
Dry Hitch Weight (approx lbs)	1060	1615	1410
Net Carrying Capacity (approx lbs)	3712	4224	4029
Gross Dry Weight (approx lbs)	6688	7776	7971
Gross Vehicle Weight Rating (GVW) - lbs	10400	12000	12000
Exterior Length (approx w/ Hitch)	25'0"	30'2"	32'7"
Exterior Height (approx w A/C)	12'10"	12'10"	12'10"
Exterior Width (approx w/o Awning)	8'6"	8'6"	8'6"
Tire Size	ST235 80R16	ST235 80R16	ST235 80R16
Load Range	E	E	E
Fresh Water Capacity (approx gal) w/ water heater	78	100	100
Gray Water Tank (approx gal)	46	47	47
Black Water Tank (approx gal)	36	50	50
LPG Capacity (approx gal)	14	14	14
CSA - Canadian Dealers Only	Yes	Yes	Yes
Auto Ignition Furnace (1,000 BTU's)	25	30	30

\*All dry weights are calculated on full featured production units.  
Verify the towing capacity of your tow vehicle. If you don't know or aren't sure, you can ask your automotive dealership or contact your tow vehicle manufacturer.  
All weights above are average approximations and may vary. Weights are calculated before adding options. Specifications are subject to change without notice.



Your Northwood Dealer



Updated Aug. 2016