



2009





*Sidewall
Graphic
Parts List*

Rev. 3/20/08


Qty	Image	Number	Name
2		W10-3010	Small Geese R
1		W10-3014	Large Geese L
1		W10-3015	Large Geese R
2		W01-1040	Large Nash Name
3		W01-1041	Sun of a Goose
2		W01-1042	Spruces R
1		W01-1043	Spruces L
2		W01-1044	Sierra Hook R
2		W01-1045	Sierra Hook L
1		W01-1046	Black R
1		W01-1047	Black L
2		W01-1048	Magnesium R
3		W01-1049	Magnesium L

Keep Sun and Geese close to trees for most plans




All Nash fronts have 'Northwood' graphic (W10-3028) is centered between running lights w/ tape W03-5003

Fifth wheels have unique placement for name and sun. Center name, place sun to the right in 1 foot from the side. Make the top of the geese even with the bottom of the name



2009 Graphic Application Guide - Nash

All Nash units must line up the trees at the rear right corner
CORNER WRAP ON ALL NASH'S: PART #'s 1042 & 1043



2009 Graphic Application Guide - Nash 17C - 18'-4"



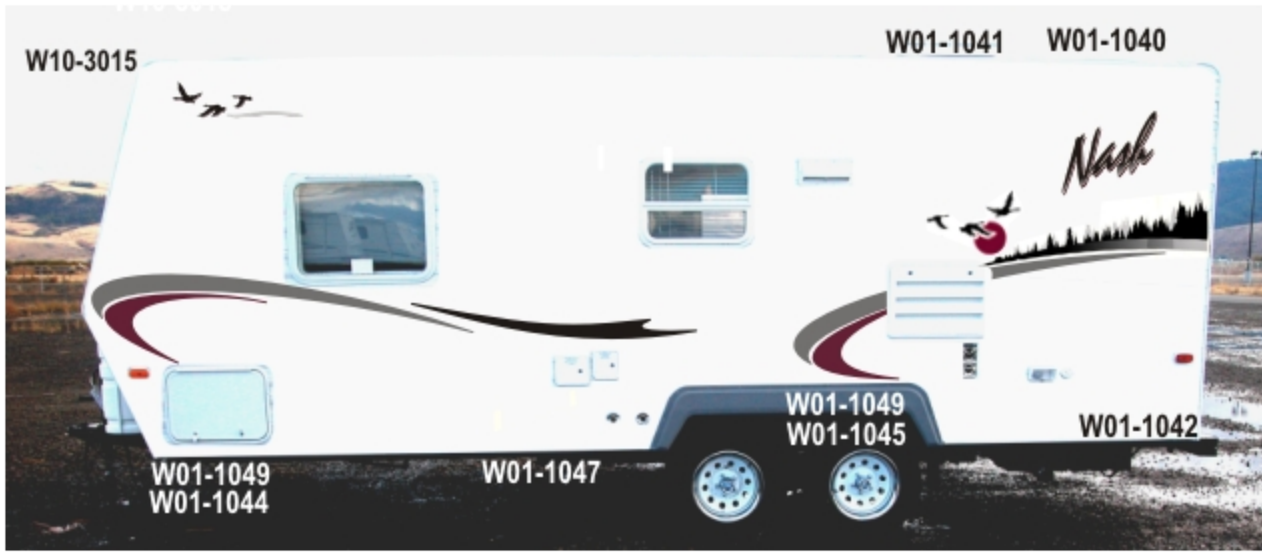
CORNER WRAP ON ALL NASH'S PART # 1042-1043

2009 Graphic Application Guide - Nash 19B - 20'-9"



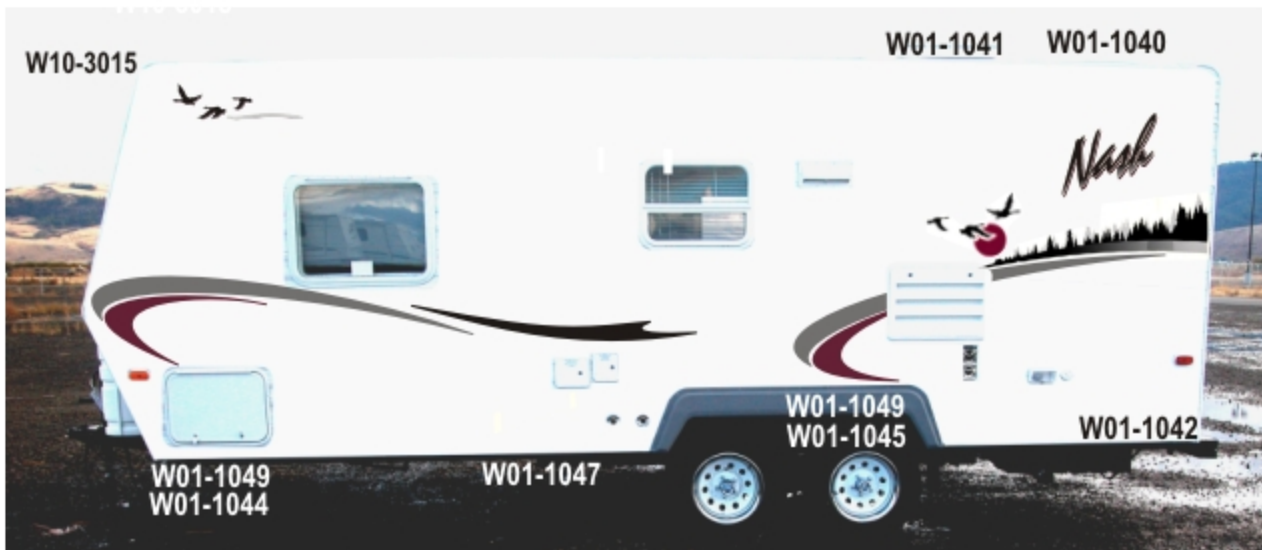
CORNER WRAP ON ALL NASH'S PART # 1042-1043

2009 Graphic Application Guide - Nash 22GQ - 23'-6"



CORNER WRAP ON ALL NASH'S PART # 1042-1043

2009 Graphic Application Guide - Nash 22H - 23'-6"



CORNER WRAP ON ALL NASH'S PART # 1042-1043

2009 Graphic Application Guide - Nash 25P - 26'-9"



CORNER WRAP ON ALL NASH'S PART # 1042-1043

2009 Graphic Application Guide - Nash 25R - 27'-1"



CORNER WRAP ON ALL NASH'S PART # 1042-1043

2009 Graphic Application Guide - Nash 25S - 26'-6"



CORNER WRAP ON ALL NASH'S PART # 1042-1043

2009 Graphic Application Guide - Nash 26X - 28'-0"



CORNER WRAP ON ALL NASH'S PART # 1042-1043

2009 Graphic Application Guide - Nash 26Z2 - 29'-3"




CORNER WRAP ON ALL NASH'S PART # 1042-1043

2009 Graphic Application Guide - Nash 27E - 28'-7"



CORNER WRAP ON ALL NASH'S PART # 1042-1043

2009 Graphic Application Guide - Nash 27T - 29'-5"



CORNER WRAP ON ALL NASH'S PART # 1042-1043

2009 Graphic Application Guide - Nash 21-5R- 22'-10"


W01-1041
W01-1043



W01-1044
W01-1048



W01-1041
W01-1042




Level
at
start

W01-1040
W01-1041
W01-1042


CORNER WRAP ON ALL NASH'S PART # 1042-1043

2009 Graphic Application Guide - Nash 23-5A - 23'-10"




CORNER WRAP ON ALL NASH'S PART # 1042-1043

2009 Graphic Application Guide - Nash 24-5N - 25'-0"



CORNER WRAP ON ALL NASH'S PART # 1042-1043

2009 Graphic Application Guide - Nash 27-5B - 29'-6"



CORNER WRAP ON ALL NASH'S PART # 1042-1043

2009 Graphic Application Guide - Nash 27-5L - 27'-4"



CORNER WRAP ON ALL NASH'S PART # 1042-1043