

NASH

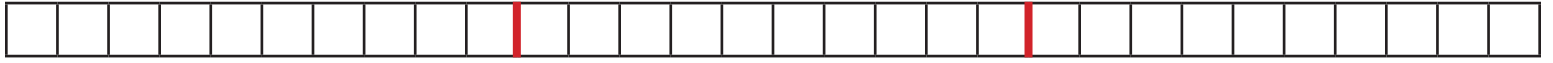


2022 GRAPHIC APPLICATOR DIAGRAMS



NORTHWOOD

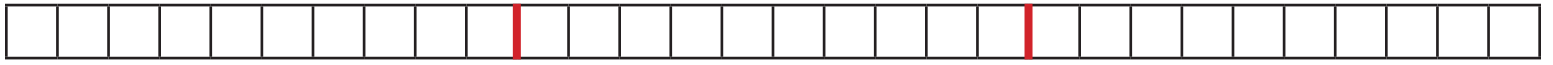
2022 Applicator Diagram Nash 17K 22'4"



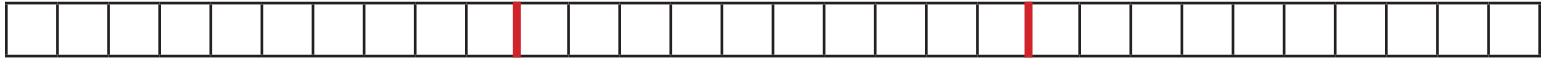
2022 Applicator Diagram Nash 18FM 22'11"



2022 Applicator Diagram Nash 22H 24'9"



2022 Applicator Diagram Nash 23D 25'10"



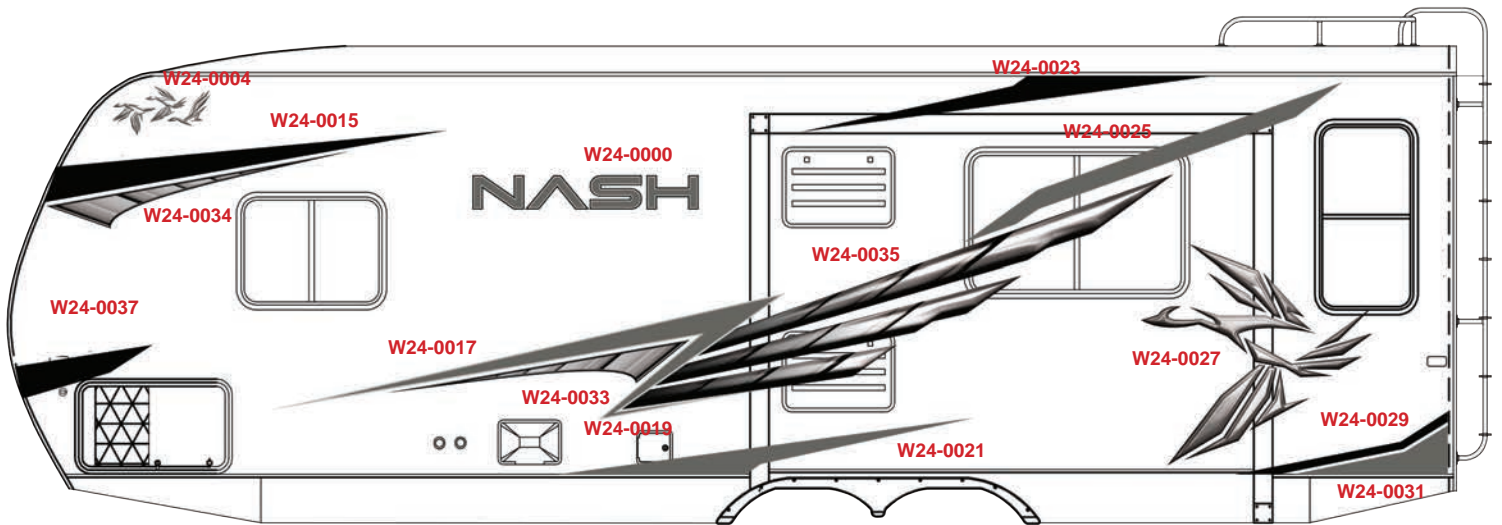


2022 Applicator Diagram Nash 24B 28'8"



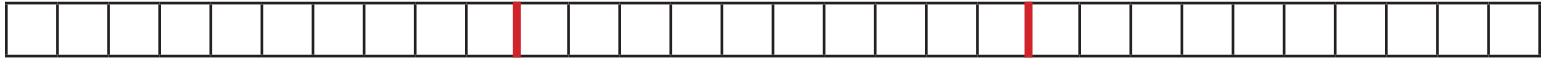
2022 Applicator Diagram Nash 24M 27'3"



2022 Applicator Diagram Nash 25DS 29'2"



2022 Applicator Diagram Nash 26N 29'2"



2022 Applicator Diagram Nash 29S 32'4"

